



# HB PORTFOLIO LIMITED

Regd. Office : Plot No. 31, Echelon Institutional Area, Sector - 32, Gurugram -122001 (Haryana)  
Ph.:0124-4675500, Fax:0124-4370985, E-mail:corporate@hbportfolio.com  
Website : www.hbportfolio.com, CIN : L67120HR1994PLC034148

27<sup>th</sup> May, 2023

Listing Centre

**The Listing Department  
BSE Limited,  
Pheroze Jeejeebhoy Towers,  
Dalal Street, Fort,  
Mumbai - 400 001**

**Company Code: 532333**

**Sub: - Newspaper Publication (Audited Financial Results for the last quarter and financial year ended 31.03.2023)**

Dear Sir / Madam,

Please find attached copy of Newspaper Publication of the Extract of Audited Financial Results (Standalone & Consolidated) for the last quarter and financial year ended 31<sup>st</sup> March, 2023 duly published by the Company in Business Standard (English & Hindi Edition) on Saturday, 27<sup>th</sup> May, 2023 pursuant to Regulation 47 read with Regulation 30 of SEBI (Listing Obligations and Disclosure Requirements) Regulations, 2015.

Copy of the said publication is also available on the website of the Company, **www.hbportfolio.com**.

You are requested to take the above information on record and oblige.

Thanking you,

Yours truly,

**For HB Portfolio Limited**

*Mohit Chauhan*

**Mohit Chauhan  
(Company Secretary & Compliance Officer)**

**Encl: As Above**

INDIA NIPPON ELECTRICALS LTD.											
Regd. Office : No.11 & 13, Pattulos Road, Chennai - 600 002. Tel : 044-28460073, Website : www.indianippon.com E-mail : investors@inel.co.in CIN : L31901TN1984PLC011021											
Extract of Audited Standalone and Consolidated Financial Results for the Year ended March 31, 2023											
S.No.	Particulars	STANDALONE						CONSOLIDATED			
		Quarter Ended		Year Ended		Quarter Ended		Year Ended			
		31-Mar-2023	31-Dec-2022	31-Mar-2023	31-Mar-2022	31-Mar-2023	31-Dec-2022	31-Mar-2023	31-Mar-2022	31-Mar-2022	
		UNAUDITED		AUDITED		UNAUDITED		AUDITED			
1	Total Income from Operations (Net)	15,797	15,619	14,923	65,625	56,627	15,797	15,619	14,923	65,625	56,627
2	Net Profit / (loss) for the period before tax	817	1,474	1,292	7,006	5,155	1,604	1,486	2,325	6,042	6,154
3	Net Profit / (loss) for the period after Tax	634	1,344	889	5,787	4,026	1,421	1,356	1,921	4,823	5,025
4	Total Comprehensive Income / (loss) for the period (Comprising profit/(loss) for the period after tax and Other Comprehensive Income/(loss) after tax	3,580	1,323	2,556	8,766	5,755	4,367	1,335	3,588	7,802	6,754
5	Equity Share Capital	1,131	1,131	1,131	1,131	1,131	1,131	1,131	1,131	1,131	1,131
6	Other Equity	54,903 As on 31-Mar-2023						54,902 As on 31-Mar-2023			
7	Earnings Per Share (of ₹ 5/- each)- Not annualised-(in Rs.)										
	Basic:	2.81	5.94	3.92	25.58	17.80	6.28	6.00	8.49	21.32	22.21
	Diluted:	2.81	5.94	3.92	25.58	17.80	6.28	6.00	8.49	21.32	22.21

The above is an extract of the detailed format of quarterly financial results filed with the Stock Exchanges under Regulation 33 of the SEBI (LODR) Regulations, 2015. The full format of the quarterly financial results is available on the Stock Exchange Websites: www.bseindia.com/www.nseindia.com and on Company's website: www.indianippon.com

Place : Chennai  
Date : 26<sup>th</sup> May 2023

For and on behalf of Board of Directors  
ARVIND BALAJI  
MANAGING DIRECTOR  
DIN: 00557711

HB PORTFOLIO LIMITED							
CIN : L67120HR1994PLC034148							
Registered Office : Plot No. 31, Echelon Institutional Area, Sector 32, Gurugram - 122001, Haryana							
Phone : + 91-124-4675500 Fax : + 91-124-4370985							
E-mail : corporate@hbportfolio.com, Website : www.hbportfolio.com							
STATEMENT OF AUDITED FINANCIAL RESULTS (STANDALONE AND CONSOLIDATED)							
FOR THE QUARTER AND FINANCIAL YEAR ENDED 31/03/2023							
S. No.	Particulars	(Rs. In Lakhs)					
		Standalone			Consolidated		
		Quarter ended	Corresponding 3 months ended in the previous year	Year ended	Quarter ended	Corresponding 3 months ended in the previous year	Year ended
		31/03/2023	31/03/2022	31/03/2023	31/03/2023	31/03/2022	31/03/2023
1.	Total Income from Operations (net)	170.27	85.06	1193.88	249.03	574.02	2306.10
2.	Net Profit / (Loss) for the period (before Tax, Exceptional Items)	19.23	16.44	274.09	(181.65)	259.61	354.86
3.	Net Profit / (Loss) for the period before tax (after Exceptional Items)	19.23	16.44	274.09	(181.65)	259.61	354.86
4.	Net Profit / (Loss) for the period after tax (after Exceptional Items)	(29.96)	19.49	223.04	(226.95)	264.80	305.71
5.	Total Comprehensive Income for the period (Comprising Profit/ (Loss) for the period (after tax) and other Comprehensive Income (after tax))	(754.97)	107.75	(1248.09)	(1048.14)	359.14	(1217.40)
6.	Equity Share Capital	1076.42	1076.42	1076.42	1076.42	1076.42	1076.42
7.	Reserves (excluding Revaluation Reserve as shown in the Balance Sheet of previous year)	-	-	15009.48	-	-	18113.78
8.	Earnings Per Share (of Rs. 10/- each) (for continuing and discontinued operations)-						
	Basic:	(0.28)	0.18	2.07	(2.14)	2.46	2.73
	Diluted:	(0.28)	0.18	2.07	(2.14)	2.46	2.73

Notes:

(i) The above is an extract of the detailed format of the Quarter and Year ended Financial Results filed with the Stock Exchange under Regulation 33 of the SEBI (Listing Obligations and Disclosure Requirements) Regulations, 2015. The full format of the Quarter and Year ended Financial Results is available on the website of Stock Exchange, BSE Limited, www.bseindia.com and Company's website, www.hbportfolio.com

(ii) The aforesaid results were placed before and reviewed by the Audit Committee at its meeting held on 26th May, 2023 and approved by the Board of Directors at its meeting held on the same date.

For HB Portfolio Limited  
Sd/-  
ANIL GOYAL  
(Managing Director)  
DIN: 00001938

Place : Gurugram  
Date : 26/05/2023

**VISAKA INDUSTRIES LIMITED**  
CIN: L52520TG1981PLC003072  
Regd. Office: Survey No. 315, Yelumala Village, R.C.Puram Mandal, Sangareddy Dist-502 032. T.S.  
Corp. Office: VISAKA TOWERS, 1-8-303/69/3, S.P.Road, Secunderabad - 500 003, T.S.  
E-mail id: investor.relations@visaka.in, website: www.visaka.co

**NOTICE TO SHAREHOLDERS UNDER SECTION 124(6) OF THE COMPANIES ACT, 2013 FOR TRANSFER OF SHARES TO IEPF AUTHORITY**

Members of the Company are hereby informed that in terms of provisions of Section 124(6) of the Companies Act, 2013, all shares in respect of which dividends have remained unclaimed / unpaid for seven consecutive years or more, are required to be transferred by the Company to the Investor Education and Protection Fund (IEPF) setup by the Government of India.

Therefore, in terms of the provisions of IEPF Authority (Accounting, Audit, Transfer and Refund) Rules, 2016, as amended (IEPF Rules) Members in respect of whom dividends have remained unclaimed / unpaid for seven consecutive years from 2015-16 (Final) onwards, through this notice are being provided an opportunity to claim such unpaid / unclaimed dividends, by sending a letter under their signature together with self-attested copy of PAN Card, so as to reach at the office of our Registrar and Transfer Agent (RTA) M/s. Kfin technologies Ltd., Selenium Tower B, Plot No 31 & 32, Gachibowli, Financial District, Nanakramguda, Serilingampally, Hyderabad – 500 032, Tel:040-67162222, email: einward.ris@kfinetec.com.

The details of such members that would be required to be transferred to the IEPF Authority is being made available on Company's website https://www.visaka.co/investors. In the event a valid claim is not received by the Company by September 01st, 2023, the Company shall take suitable steps to transfer such shares in accordance with the provisions mentioned in the said IEPF Rules.

**Shared held in physical form** - new share certificate(s) will be issued and transferred in favour of IEPF on completion of necessary formalities. Hence, the original share certificate(s) which stand registered in your name will be deemed cancelled and non-negotiable.

**Shares held in demat form** - the Company shall inform the depository by way of corporate action for transfer of shares lying in your demat account in favour of IEPF.

Once the shares are transferred to the IEPF Authority by the Company, such shares may be claimed by the concerned Members only from the IEPF Authority by following the procedure prescribed under the aforesaid IEPF Rules, as in force on the date of the claim.

The shareholders may note that in the event of transfer of shares and the unclaimed dividend to IEPF, concerned shareholders(s) are entitled to claim the same from IEPF by submitting an online application in the prescribed form IEPF-5 available on the website www.iepf.gov.in and sending a physical copy of the same, duly signed to the Company at its registered office along with requisite documents enumerated in form IEPF-5.




Individual letters in this regard had been/ are being sent to concerned members at their last known address registered / available with the Registrar & Transfer Agent (RTA) of the Company.

Members may further take note that all unclaimed / unpaid dividends upto the year 2015-16 (Interim) has already been transferred by the Company to the IEPF within the stipulated statutory time. All Members are advised to stake their claim immediately for such unclaimed/unpaid dividends.



A Member having any query on this matter may contact the Company Secretary (mail id: investor.relations@visaka.in) or RTA (M/s. Kfin Technologies Ltd.), latest by September 01st, 2023 by sending letter/mail.

For VISAKA INDUSTRIES LIMITED  
RAMAKANTH KUNAPULI  
Assistant Vice President & Company Secretary

Date : 26-05-2023  
Place : Secunderabad

# Fuelling INNOVATIONS, ENERGISING Growth

## EXTRACT OF THE AUDITED STANDALONE AND CONSOLIDATED FINANCIAL RESULTS FOR THE QUARTER AND YEAR ENDED 31<sup>st</sup> MARCH, 2023

(₹ in Lakhs)

Sl. No.	Particulars	STANDALONE						CONSOLIDATED					
		QUARTER ENDED			YEAR ENDED			QUARTER ENDED			YEAR ENDED		
		31-Mar-23	31-Dec-22	31-Mar-22	31-Mar-23	31-Mar-22	31-Mar-23	31-Dec-22	31-Mar-22	31-Mar-23	31-Mar-22		
1	Revenue from operations	86,614.86	83,061.85	80,604.74	3,28,375.96	2,87,039.90	88,009.89	84,217.85	81,780.20	3,33,014.03	2,91,277.96		
2	Other Income	4,927.44	2,572.65	4,770.66	16,911.69	13,673.19	4,486.26	2,640.25	4,299.47	16,435.52	12,993.95		
3	Total Income	91,542.30	85,634.50	85,375.40	3,45,287.65	3,00,713.09	92,496.15	86,858.10	86,079.67	3,49,449.55	3,04,271.91		
4	Net Profit for the period (before tax, Exceptional and/or Extraordinary items)	20,492.63	6,524.17	15,034.46	44,003.87	44,784.32	20,428.11	6,900.61	14,695.10	44,551.42	44,946.48		
5	Net Profit for the period before tax (after Exceptional and/or Extraordinary items)	20,492.63	6,524.17	15,034.46	44,003.87	44,784.32	20,428.11	6,900.61	14,695.10	44,551.42	44,946.48		
6	Net Profit for the period after tax (after Exceptional and/or Extraordinary items)	15,872.49	4,778.24	12,628.61	34,215.18	34,440.66	15,688.48	5,057.93	12,229.96	34,423.46	34,288.94		
7	Share of Profit/(Loss) in Joint Venture Entities/Associates	-	-	-	-	-	3,329.40	(3,446.40)	(4,316.86)	203.20	(20,336.97)		
8	Profit for the period	15,872.49	4,778.24	12,628.61	34,215.18	34,440.66	19,017.88	1,611.53	7,913.10	34,626.66	13,951.97		
9	Total comprehensive income for the period [Comprising Profit/(Loss) for the period (after tax) and Other Comprehensive income (after tax)]	16,897.53	4,627.12	15,339.20	34,922.66	37,016.90	20,058.02	1,458.91	10,645.15	35,344.89	16,553.60		
10	Paid-up equity share capital (Face Value of ₹ 5/-)	28,102.13	28,102.13	28,102.13	28,102.13	28,102.13	28,102.13	28,102.13	28,102.13	28,102.13	28,102.13		
11	Other Equity	-	-	-	1,82,463.92	1,64,402.53	-	-	-	1,68,049.76	1,48,901.95		
12	Earning Per Share (EPS) (₹ per share of ₹ 5/- each)												
	i) Basic & diluted EPS before Extraordinary items in ₹	2.83	0.85	2.25	6.09	6.13	3.38	0.29	1.41	6.16	2.48		
	ii) Basic & diluted EPS after Extraordinary items in ₹	2.83	0.85	2.25	6.09	6.13	3.38	0.29	1.41	6.16	2.48		

**NOTES:**

- The above results have been reviewed by the Audit Committee and approved by the Board of Directors at their respective meeting held on 26<sup>th</sup> May, 2023.
- The Audited Accounts are subject to review by the Comptroller and Auditor General of India under section 143(6) of the Companies Act, 2013.
- These financial results have been prepared in accordance with Indian Accounting Standards (Ind AS) as prescribed under section 133 of the Companies Act, 2013 read with Rule 3 of the Companies (Indian Accounting Standards) Rules, 2015 and relevant amendment rules thereafter.
- The Board of Directors have recommended a final dividend of ₹ 1.00 per share (Face value ₹ 5.00 per share) in addition to interim dividend of ₹ 2.00 per share (Face Value ₹ 5.00 per Share) paid during the year. The final dividend is subject to approval of shareholders in the Annual General Meeting.
- Previous period figures have been regrouped/reclassified wherever necessary to make them comparable to the figures of the current periods.
- The above is an extract of the detailed format of Quarterly Financial Results filed with the Stock Exchanges under Regulations 33 of the SEBI (Listing and Other Disclosures Requirements) Regulations, 2015. The full format of the Financial Results is available on the Stock Exchange Websites: www.bseindia.com and www.nseindia.com. The same is also available on the Company Website: www.engineersindia.com.


By Order of the Board  
For Engineers India Limited  
Sd/-  
(Sanjay Jindal)  
Director (Finance)  
DIN: 09223617

Place : New Delhi  
Date : 26<sup>th</sup> May, 2023

**ENGINEERS INDIA LIMITED**  
(A Govt. of India Undertaking)  
Delivering Excellence through People

Regd. Office: Engineers India Bhavan, 1, Bhikaiji Cama Place, New Delhi-110066  
Tel.: 011- 26762121 | E-mail: eil.mktg@eil.co.in  
Website: www.engineersindia.com | CIN: L74899DL1965GOI004352

Follow us :  
/EngineersIND @EngineersIND  
/company/engineers-india-limited



# PG ELECTROPLAST LIMITED

(CIN L32109DL2003PLC119416)

Regd. Office: DTJ209, DLF Tower B, Jasola, New Delhi-110025;  
Tel-Fax: 011-41421439; Email: investors@pgel.in; Website: www.pgel.in

## EXTRACTS OF AUDITED STANDALONE AND CONSOLIDATED FINANCIAL RESULTS FOR THE QUARTER AND YEAR ENDED MARCH 31, 2023

(Rs. In Lakhs)




Sl. No.	Particulars	STANDALONE			CONSOLIDATED		
		Quarter ended March 31, 2023	Year ended March 31, 2023	Year ended March 31, 2022	Quarter ended March 31, 2023	Year ended March 31, 2023	Year ended March 31, 2022
		1	Total Income from Operations	29609.72	133114.65	103585.48	82,822.54
2	Net Profit for the period (before Tax, Exceptional items and/or Extraordinary items)	1044.05	5688.25	4347.67	4,885.31	9,754.32	4,811.15
3	Net Profit for the period before tax (after Exceptional items and/or Extraordinary items)	1044.05	5688.25	4356.35	4,885.31	9,754.32	4,904.21
4	Net Profit for the period after tax (after Exceptional items and/or Extraordinary items)	867.02	4419.99	3296.78	4,016.57	7,746.86	3,741.55
5	Total Comprehensive Income for the period [Comprising Profit / (Loss) for the period (after tax) and Other Comprehensive Income (after tax)]	873.70	4424.27	3360.80	4,018.21	7,743.82	3,788.65
6	Equity Share Capital of Face Value Rs.10/- each	2274.26	2274.26	2122.49	2274.26	2274.26	2122.49
7	Reserves (excluding revaluation reserves) as shown in the Audited Balance Sheet as on 31st March 2023	-	-	33577.6	-	-	37,318.52
8	Earnings Per Share (of Rs. 10/- each) Basic	3.73	20.42	15.93	18.22	35.78	18.08
9	Earnings Per Share (of Rs. 10/- each) Diluted	3.76	19.27	15.00	17.47	33.77	17.03

**Note:-**







The above is an extract of the detailed format of Quarterly Financial Results filed with the Stock Exchange(s) under Regulation 33 of the SEBI (Listing and Other Disclosure Requirements) Regulations, 2015. The full format of the Quarterly Financial Results are available on the websites of the Stock Exchange(s) at www.bseindia.com & www.nseindia.com and the website of the Company at www.pgel.in.

For PG Electroplast Limited  
Sd/-  
Vikas Gupta  
Managing Director-Operations

Place: Greater Noida, U.P.  
Dated: 26th May, 2023

This PDF was uploaded to Telegram channel For LBS Newspaper platform (https://t.me/LBSNEWSPAPER) @LBSNEWSPAPER

     										
<b>INFO EDGE (INDIA) LIMITED</b> Regd. Office : Ground Floor, GF-12A, 94, Meghdoot Building, Nehru Place, New Delhi - 110019 CIN: L74899DL1995PLC068021, Tel no. : 0120-3082000, Fax: 0120-3082095, Website : www.infoedge.in, Email: investors@naukri.com STATEMENT OF STANDALONE AND CONSOLIDATED AUDITED FINANCIAL RESULTS FOR THE QUARTER AND YEAR ENDED MARCH 31, 2023										
Amount in ₹ (Mn)										
Particulars	Results on Standalone Basis					Results on Consolidated Basis				
	3 months ended 31/03/2023	Preceding 3 months ended 31/12/2022	Corresponding 3 months ended in the previous year 31/03/2022	Year ended 31/03/2023	Previous year ended 31/03/2022	3 months ended 31/03/2023	Preceding 3 months ended 31/12/2022	Corresponding 3 months ended in the previous year 31/03/2022	Year ended 31/03/2023	Previous year ended 31/03/2022
	(Audited)	(Unaudited)	(Audited)	(Audited)	(Audited)	(Audited)	(Unaudited)	(Audited)	(Audited)	(Audited)
1. Total Income from operations (net)	5,639.55	5,551.82	4,555.12	21,586.19	15,624.59	6,047.84	5,895.17	4,729.47	23,456.91	15,890.26
2. Net profit/(loss) for the period/year (before tax, exceptional items)	2,500.36	2,440.17	1,594.60	9,106.79	5,892.77	(3,494.90)	5,112.31	2,857.30	6,498.64	30,254.04
3. Net profit/(loss) for the period/year before tax (after exceptional items)	2,312.91	(319.83)	1,594.60	6,159.34	101,008.98	(4,469.68)	994.57	7,603.06	1,406.12	142,001.14
4. Net Profit/(loss) for the period/year after tax	1,789.32	(842.61)	1,206.96	4,111.93	89,225.47	(5,031.94)	464.02	7,196.11	(704.59)	128,822.30
5. Total Comprehensive income/(loss) for the period (comprising profit/(loss) for the period/year (after tax) & other comprehensive income/(loss) (after tax))	(8,301.85)	(3,711.47)	(56,851.52)	(29,322.07)	96,225.91	(4,147.67)	(3,996.42)	(64,207.81)	(36,856.33)	121,120.77
6. Equity Share Capital	1,291.84	1,291.84	1,287.84	1,291.84	1,287.84	1,291.84	1,291.84	1,287.84	1,291.84	1,287.84
7. Reserve (excluding Revaluation Reserve) as shown in the Audited Balance sheet				107,974.70	138,434.13				132,690.12	171,126.55
<b>Earning per share (of ₹ 10 each) (not annualised)</b>										
(a) Basic - Profit/(loss) after tax (after exceptional items)	13.87	(6.54)	9.38	31.91	693.25	(21.15)	(9.05)	48.86	(8.34)	991.38
(a) Basic - Profit/(loss) after tax (before exceptional items)	15.32	14.89	9.38	54.78	35.78	(13.59)	22.93	11.99	31.18	223.41
(b) Diluted - Profit/(loss) after tax (after exceptional items)	13.82	(6.54)	9.32	31.81	689.20	(21.15)	(9.05)	48.58	(8.34)	985.58
(b) Diluted - Profit/(loss) after tax (before exceptional items)	15.27	14.82	9.32	54.61	35.57	(13.59)	22.82	11.92	31.08	222.10

Note :  
 1. The above is an extract of the detailed format of Quarterly financial results filed with the Stock Exchanges under Regulation 33 of the SEBI (Listing Obligations and Disclosure Requirements) Regulations, 2015 as modified by circular no. CIR/CFD/FAC/62/2016 dated July 05, 2016. The full format of the Quarterly financial results are available on the Stock Exchange websites (www.nseindia.com and www.bseindia.com) and on the company's website (www.infoedge.in).  
 2. The above results have been prepared in accordance with the Indian Accounting Standards (Ind AS) as prescribed under Section 133 of the Companies Act, 2013 read with Rule 3 of Companies (Indian Accounting Standards) Rules, 2015 and Companies (Indian Accounting Standards) Amendment Rules, 2016.

Place : Noida  
 Date : May 26, 2023

Hitesh Oberoi  
 Managing Director  
 DIN : 01189953

Opinion,  
Insight Out

Opinion,  
Monday to Saturday

To book your copy,  
sms reachbs  
to 57575 or  
email order@bsmail.in

Business Standard  
Insight Out

खाते का नाम/ वंचककर्ताओं और गारंटियों का नाम		संपत्तियों का विवरण	कुल देयता	आरक्षित मूल्य	ई-नीलामी की दिनांक और समय	बोली जमा करने की अंतिम दिनांक
मेसर्स सरावगी ऑटोमोबाइल्स, श्री सुकेश कुमार जैन/श्री अर्पित जैन/ श्रीमती बबिता जैन, ऋण खाता सं. 650014048660	संपत्ति सं. 1 : संपत्ति स्थित नई बस्ती ग्राम पंचायत सुमेल, ग्राम बराराना, जिला जयपुर, राजस्थान, मापक 400 वर्ग गज श्रीमती बबिता द्वारा स्वामित्व का संपूर्ण व सर्वांगीण भाग। और संपत्ति सं. 2 : संपत्ति स्थित नई बस्ती ग्राम पंचायत सुमेल, ग्राम बराराना, जिला जयपुर, राजस्थान, मापक 233.33 वर्ग गज श्रीमती बबिता द्वारा स्वामित्व का संपूर्ण व सर्वांगीण भाग।	₹. 3,80,38,066/- दिनांक 30.06.2019 को संग 01.07.2019 से @10.85% वार्षिक भविष्य का व्याज और अन्य लागत, प्रमारों और व्ययों, बैंक द्वारा धारा 13(2) के तहत 16.07.2019 को जारी सूचना अनुसार	₹. 2,64,00,000/- ₹. 26,40,000/- ₹. 1,00,000/-	16.06.2023 दोपहर 12 बजे से अपाह्न 1 बजे	15.06.2023 अपाह्न 5:00 बजे तक	

पंजीकृत कार्यालय : इंडसइंड बैंक लिमिटेड, 240 1 जनरल शिमाय्या रोड (कैटोनमेंट) प्लॉट-411011, भारत  
 क्षेत्रीय कार्यालय: वित्तीय पुनर्गठन और पुनर्निर्माण समूह, 11वीं मंजिल, हयात सेंजेंसी कॉम्प्लेक्स, न्यू टॉवर, भोकाजी कामा प्लेस, नई दिल्ली-110066  
 "परिशिष्ट-IV-A" प्रतिभूति हित (प्रवर्तन) नियमों 2002 के नियम 8(6) के प्रावधान देखें।  
 अधल संपत्तियों की विक्री के लिए ई-नीलामी के लिए सार्वजनिक सूचना  
 वित्तीय आसितियों के प्रतिभूतिकरण और पुनर्निर्माण और प्रतिभूति हित प्रवर्तन अधिनियम, 2002 ("अधिनियम") और प्रतिभूति हित (प्रवर्तन) नियमों, 2002 के नियम 8(6) के परंतुक के साथ पठित के लहल इंडसइंड बैंक के पास निरकी रबी गई अल संपत्तियों की विक्री के लिए ई-नीलामी विक्री सूचना। एवद द्वारा आम जनता और विशेष रूप से उधारकर्ता(ओं) और गारंटर्स(रों) को सूचित किया जाता है कि प्रत्याभूत ऋणदाता को बंधक निम्न वर्गीत अल संपत्ति, जिसका भौतिक कब्जा इंडसइंड बैंक लिमिटेड के प्राधिकृत अधिकारी ने ले लिया है, प्रत्याभूत ऋणदाता के उधारकर्ताओं/गारंटर्स/बंधककर्ताओं से बकाया रुपये भविष्य के व्याज, लागत और व्ययों आदि के साथ की वसूली के लिए "जो है जहां है", "जो है जैसा है, वहां जो कुछ भी है और दायित्व रहित आधार" पर 16 जून, 2023 को विक्री की जायेगी। बंधक संपत्ति की नीलामी विवरण निचे दिया गया है।  
 प्राधिकृत अधिकारी के संपर्क विवरण- निदिन महाजन, मोबाइल नंबर 97 173 75920, ई-मेल आईडी : Nitin.Mahajan@indusind.com  
 विक्री के विस्तृत नियम और शर्तों के लिए प्रत्याभूत ऋणदाता की वेबसाइट यानी www.indusind.com और www.sarfaesiauctiontinter.net देखें।  
 सरकारी अधिनियम, 2002 के नियम 8(6) और नियम 9(1) के तहत वैधानिक 15 दिनों की विक्री सूचना  
 दिनांक : 27.05.2023 स्थान : जयपुर (राजस्थान) प्राधिकृत अधिकारी, इंडसइंड बैंक लिमिटेड

क्र. सं.		विवरण	तिमाही समाप्त	वर्ष समाप्त
1	प्रचालनों से कुल राजस्व		34,457.04	85,949.02
2	अवधि के लिए शुद्ध लाभ (कर, विशिष्ट मदों और/या असाधारण मदों से पूर्व)।		9,046.20	23,911.98
3	कर पूर्व अवधि के लिए शुद्ध लाभ (विशिष्ट मदों और/या असाधारण मदों के बाद)।		9,046.20	23,911.98
4	कर पश्चात अवधि के लिए शुद्ध लाभ (विशिष्ट मदों और/या असाधारण मदों के बाद)।		6,611.43	17,630.77
5	अवधि के लिए कुल समग्र आय [अवधि के लिए लाभ (कर पश्चात) और अवधि के लिए अन्य समग्र आय (कर पश्चात) शामिल]		6,621.70	17,691.39
6	प्रदत्त इक्विटी शेयर पूंजी (अंकित मूल्य ₹ 10/- प्रत्येक)		18,734.00	18,734.00
7	आरक्षित (पुनर्मूल्यांकन आरक्षित को छोड़कर)			1,09,885.42
8	निवल संपत्ति			1,28,619.42
9	ऋण इक्विटी अनुपात (टाइम्स)		0.30	0.22
10	प्रति शेयर अर्जन (मूल और तरल) (₹) (वार्षिकीकृत नहीं)		3.53	8.32
11	ऋण सर्विस कवरेज अनुपात (टाइम्स)		0.28	0.71
12	इंटरनेट सर्विस कवरेज अनुपात (टाइम्स)		13.88	11.48

31 मार्च, 2023 को समाप्त तिमाही और वर्ष के लिए वित्तीय परिणामों का सार  
 क. एकल परिणाम (₹ लाख में प्रति शेयर बाटा को छोड़कर)  
 क्र. सं. विवरण तिमाही समाप्त वर्ष समाप्त  
 31.03.2023 (लेखापरीक्षित) 31.03.2022 (लेखापरीक्षित) 31.03.2023 (लेखापरीक्षित) 31.03.2022 (लेखापरीक्षित)

क्र. सं.		विवरण	तिमाही समाप्त	वर्ष समाप्त
1	प्रचालनों से कुल राजस्व		34,457.04	85,949.02
2	अवधि के लिए शुद्ध लाभ (कर, विशिष्ट मदों और/या असाधारण मदों से पूर्व)।		9,046.20	23,911.98
3	संयुक्त उद्यम के लाभ/(हानि) का शेयर		14.55	38.84
4	कर पूर्व अवधि के लिए शुद्ध लाभ (विशिष्ट मदों और/या असाधारण मदों के बाद)।		9,060.75	23,942.94
5	कर पश्चात अवधि के लिए शुद्ध लाभ (विशिष्ट मदों और/या असाधारण मदों के बाद)।		6,625.98	17,661.73
6	अवधि के लिए कुल समग्र आय [अवधि के लिए लाभ (कर पश्चात) और अवधि के लिए अन्य समग्र आय (कर पश्चात) शामिल]		6,636.25	17,722.35
7	प्रदत्त इक्विटी शेयर पूंजी (अंकित मूल्य ₹ 10/- प्रत्येक)		18,734.00	18,734.00
8	आरक्षित (पुनर्मूल्यांकन आरक्षित को छोड़कर)			1,09,805.60
9	निवल संपत्ति			1,28,539.60
10	ऋण इक्विटी अनुपात (टाइम्स)		0.30	0.22
11	प्रति शेयर अर्जन (मूल और तरल) (₹) (वार्षिकीकृत नहीं)		3.54	8.34
12	ऋण सर्विस कवरेज अनुपात (टाइम्स)		0.28	0.72
13	इंटरनेट सर्विस कवरेज अनुपात (टाइम्स)		13.90	11.49

ख. समेकित परिणाम (₹ लाख में प्रति शेयर बाटा को छोड़कर)  
 क्र. सं. विवरण तिमाही समाप्त वर्ष समाप्त  
 31.03.2023 (लेखापरीक्षित) 31.03.2022 (लेखापरीक्षित) 31.03.2023 (लेखापरीक्षित) 31.03.2022 (लेखापरीक्षित)

नोट :  
 1. उपर सेबी (सूचीबद्ध दायित्व और प्रकटन आवश्यकताएं) विनियमावली, 2015 के विनियम 33 के तहत स्टॉक एक्सचेंजों में पेश किए गए तिमाही और वार्षिक वित्तीय परिणामों के विस्तृत रूप का एक सार है। 31 मार्च, 2023 को समाप्त तिमाही और वार्षिक वित्तीय परिणामों का विस्तृत पूर्ण रूप स्टॉक एक्सचेंज की वेबसाइटों (www.bseindia.com और www.nseindia.com) और कंपनी की वेबसाइट (www.midhani-india.in) पर उपलब्ध है।  
 2. 31 मार्च, 2023 को समाप्त तिमाही और वर्ष के लिए समेकित वित्तीय परिणामों में उत्कर्ष एल्यूमीनियम धातु निगम लिमिटेड (संयुक्त उद्यम कंपनी) के परिणाम शामिल हैं जो इक्विटी विधि (50% शेयरधारिता) के तहत समेकित किए गए हैं।  
 3. #विशिष्ट और/या असाधारण मद इंड-एएस के अनुपालन में लाभ और हानि के विवरण में समायोजित किए गए।  
 4. वित्तीय परिणामों के उपर्युक्त विवरण की लेखापरीक्षण समिति द्वारा समीक्षा की गई और निदेशक मंडल द्वारा 25 मई, 2023 को आयोजित उनकी बैठक में अनुमोदित किए गए।

निदेशक मंडल की ओर से व उन्होंने के लिए  
 हस्ता./-  
 डॉ. संजय कुमार झा  
 अध्यक्ष एवं प्रबंध निदेशक

स्थान : हैदराबाद  
 दिनांक : 25.05.2023

क्र. सं.		विवरण	पृथक्कृत	समेकित
1	परिचालन से कुल आय (शुद्ध)	170.27	85.06	1193.88
2	अवधि हेतु शुद्ध लाभ/(हानि) (कर, अपवाद मदों से पूर्व)	19.23	16.44	274.09
3	अवधि हेतु शुद्ध लाभ/(हानि) कर से पहले (अपवाद मदों के बाद)	19.23	16.44	274.09
4	अवधि हेतु शुद्ध लाभ/(हानि) कर पश्चात (अपवाद मदों के बाद)	(29.96)	19.49	223.04
5	अवधि हेतु कुल समावेशी आय [जिसमें अवधि हेतु लाभ/(हानि) (कर पश्चात) तथा अन्य समावेशी आय (कर पश्चात) सम्मिलित है]	(754.97)	107.75	(1248.09)
6	इक्विटी शेयर पूंजी	1076.42	1076.42	1076.42
7	संचय (पुनर्मूल्यन संचय छोड़कर जैसाकि पूर्व वर्ष के तुलनापत्र में दर्शाया गया है)	-	-	15009.48
8	प्रति शेयर अर्जन (₹. 10/- प्रत्येक का) (जारी तथा बंद प्रचालनों हेतु)	(0.28)	0.18	2.07
	मूल :	(0.28)	0.18	2.07
	तनुकृत :	(0.28)	0.18	2.07

नोट्स :  
 (i) उपरोक्त विवरण सेबी (सूचीबद्ध दायित्व एवं अन्य प्रकटीकरण अपेक्षाएं) विनियमावली, 2015 के विनियम 33 के तहत स्टॉक एक्सचेंज को प्रस्तुत किए गए समाप्त तिमाही और वर्ष हेतु वित्तीय परिणामों के विस्तृत प्रारूप का संक्षिप्त विवरण है। समाप्त तिमाही और वर्ष हेतु वित्तीय परिणामों का पूर्ण विवरण स्टॉक एक्सचेंज की वेबसाइट, बीएसई लिमिटेड, www.bseindia.com और कंपनी की वेबसाइट www.hbportfolio.com पर उपलब्ध है।  
 (ii) उपरोक्त परिणाम अंकेक्षण समिति के समक्ष 26 मई, 2023 को सम्पन्न उसकी बैठक में प्रस्तुत एवं उसके द्वारा पुनरीक्षित किए गए थे और निदेशक मंडल द्वारा उसी तिथि को सम्पन्न उसकी बैठक में अनुमोदित किए गए थे।

कुचे एचबी पोर्टफोलियो लिमिटेड  
 हस्ता./-  
 अनिल गोयल  
 (प्रबंध निदेशक)  
 DIN: 00001938

स्थान : गुरुग्राम  
 तिथि : 26/05/2023